



SOLARA
Your Sunny Future


MONO MODULE LS450HC

144 CELL
MONOCRYSTALLINE MODULE

450W
POWER OUTPUT RANGE

20.6%
MAXIMUM EFFICIENCY

0 to +3%
POSITIVE POWER TOLERANCE



Main Characteristics



High conversion efficiency



Outstanding low irradiation performance



Less shading effect



Excellent loading capability

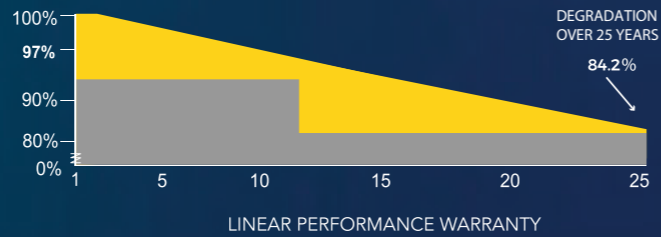


Higher ROI



Strong physical Property

25 YEAR WARRANTY



QUALIFICATIONS AND CERTIFICATES

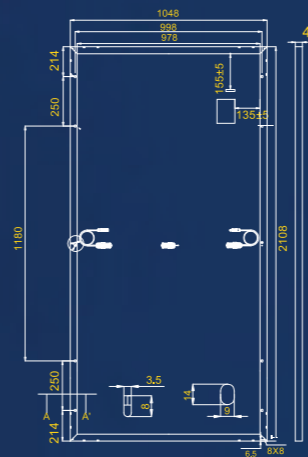


Electrical Characteristics

Component Model	LS450HC
Maximum Power (PMP)	450
Open Circuit Voltage (VOC)	49.60
Short Circuit Current (ISC)	11.53
Maximum Power Voltage (VMP)	41.00
Maximum Power Current (IMP)	10.98
Component Efficiency (η_c)	20.6%
Power Tolerance	(0, +3%)
Maximum System Voltage	1500V DC
Maximum Rated Fuse Current	20 A

STC: Irradiance 1000 W/m² module temperature 25 °C AM=1.5

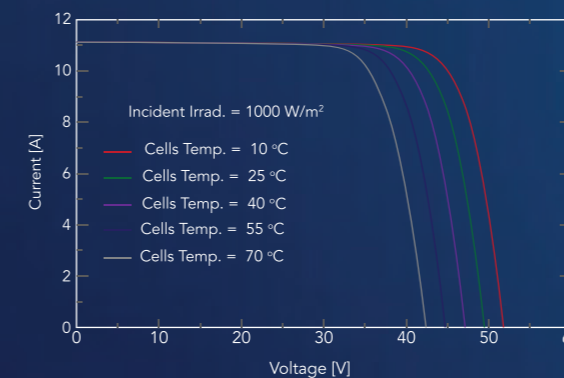
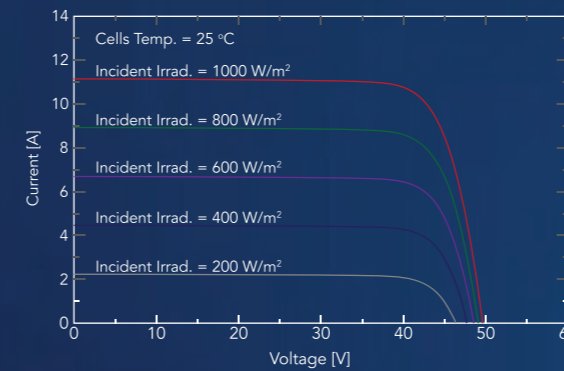
PHISICAL CHARACTERISTICS



Temperature Characteristics

Temp. Coeff. of Isc (TK Isc)	0.04% / °C
Temp. Coeff. of Voc (TK Voc)	-0.28% / °C
Temp. Coeff. of Pmax (TK Pmax)	-0.37% / °C

I-V Curve



Structural Characteristics

Cell Type	166x83mm MONO PERC
Weight	52lbs(24,0kg)
Number of Cells	144 (6x12+6x12)
Dimension	(2108x1048x40mm)
Max Load	5400 Pascals
Junction Box	IP68
Connector	MC4
Wire type	compatible PV wire
Fire Performance	Type 1
Protection Class: Class II (Classified as per IEC 61140)	

Packing Method

Container	40'HQ
Pieces per Pallet	27
Pieces per Container	594