



SOLARA
Your sunny future


HALF CELL LS550BF

144 CELL
MONOCRYSTALLINE MODULE

550W
POWER OUTPUT RANGE

21.28%
MAXIMUM EFFICIENCY

0 to +3%
POSITIVE POWER TOLERANCE



Main Characteristics



Mismatch loss reduction for maximum efficiency



Reduced power loss by minimizing the effect of shadow shading



Competitive low light performance



Two EL tests to ensure the best quality



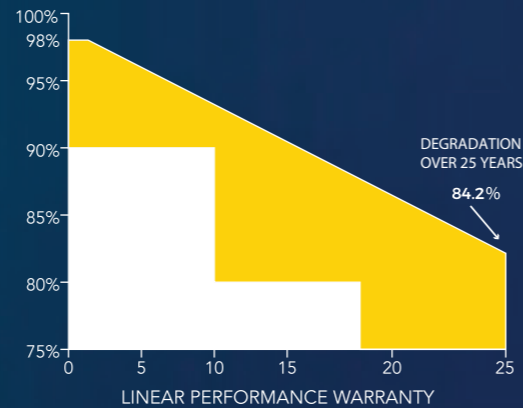
BOS's reduced and increased ROI is ideal for commercial and industrial scale projects



Proven reliability through PVEL's rigorous weatherproofing tests:

- Dust, acid and alkali resistance, hail test
- 2400pa wind pressure and 5400pa snow pressure
- Anti PID

25 YEAR WARRANTY



QUALIFICATIONS AND CERTIFICATES



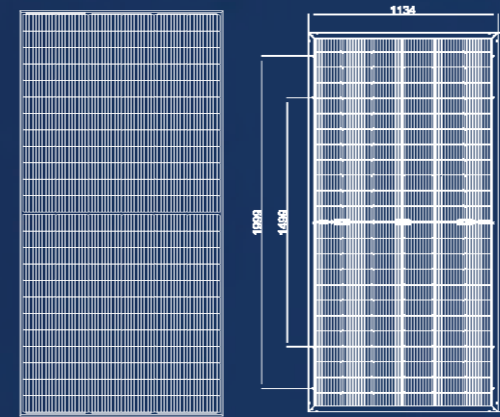
Electrical Characteristics

Component Model	LS550BF
Maximum Power (PMP)	550
Open Circuit Voltage (VOC)	49.7
Short Circuit Current (ISC)	14.02
Maximum Power Voltage (VMP)	42.07
Maximum Power Current (IMP)	13.08
Component Efficiency (η_c)	21.28
Power Tolerance	(0, +3%)
Maximum System Voltage	1500V DC
Maximum Rated Fuse Current	35 A

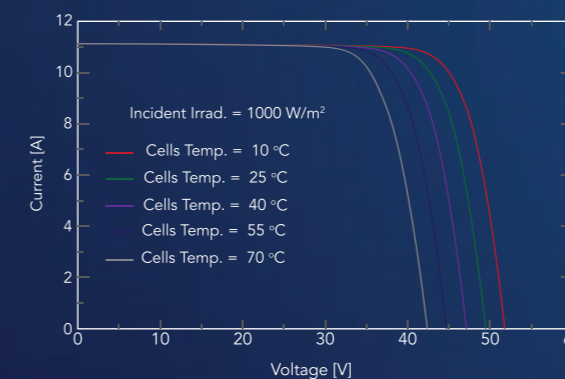
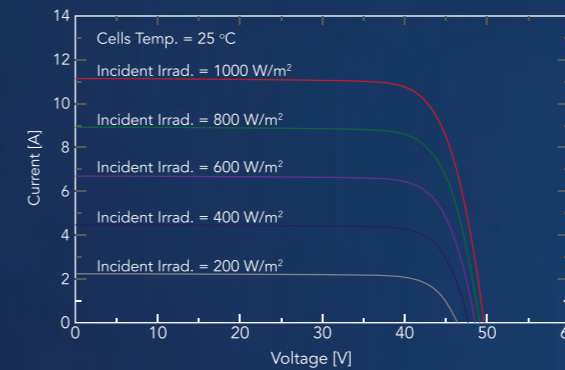
STC: Irradiance 1000 W/m² module temperature 25 °C AM=1.5

Temperature Characteristics

Maximum Power Temperature Coefficient	-0.35 % / °C
Temperature Coefficient Of Open Circuit Voltage	-0.27 % / °C
Temperature Coefficient Of Short Circuit Current	+0.05 % / °C
Working Temperature	-40 ~ +85 °C
Nominal Operating Cell Temperature (NOCT)	45 ± 2 °C



I-V Curve



Structural Characteristics

Module Size	90x45x1.5 in (2279x1134x35 mm)
Weight	59.3 lbs (26.5kg)
Battery	single crystal PERC182x91mm (144pieces)
Glass	3.2mm tempered coated glass, low iron
Frame	anodized aluminum alloy
Junction Box	IP68, 3 diodes
Output Lead	4.0mm 2250mm(+) / 350mm(-) or customized
Mechanical Load	front 5400pa / back 2400pa

Packing Method

Module Size	90x45x1.5in (2279x1134x35 mm)
Container	40' HQ
Quantity Per Pallet	31
Number Of Pallets Per Container	20
Quantity Per Container	620